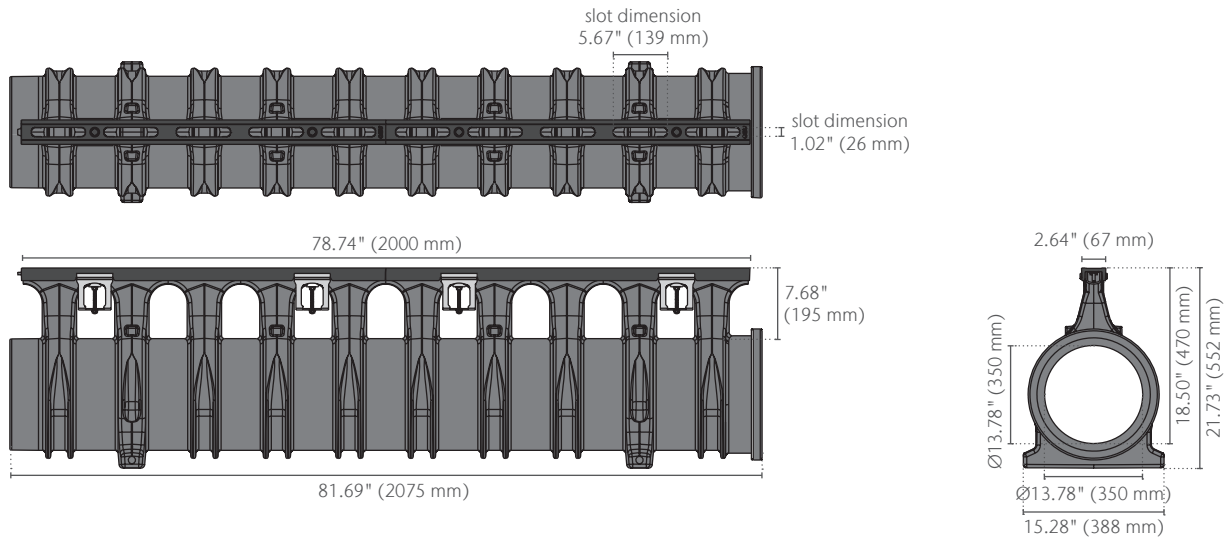


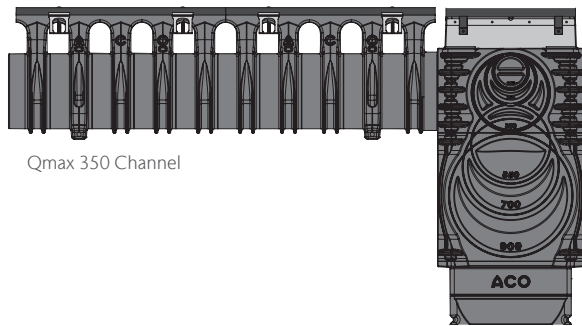
350 Channel with Q-Flow Ductile Iron Rail Spec Sheet



Two Meter Channel

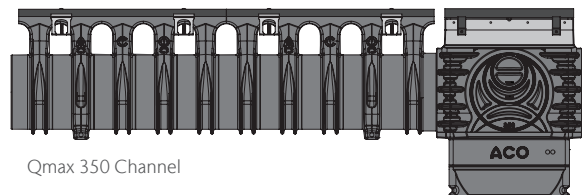


Typical Qmax 350 connection to catch basin



Qmax 350 Channel

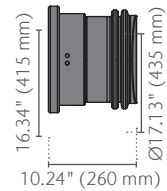
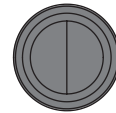
Qmax Catch Basin (deep)
-see appropriate Spec Info



Qmax 350 Channel

Qmax Catch Basin (short)
-see appropriate Spec Info

End Cap



350 Channel with Q-Flow Ductile Iron Rail Spec Sheet



Product Name	Part No.	Invert Depth in (mm)	Weight lbs
Qmax 350 Channel with Q-Flow Ductile Iron Rail - 78.75" (2000 mm)	32810	21.65	62.3
Accessories			
Qmax 350 End Cap Assembly	42351	-	5.7

Specification Summary

General

The surface drainage system shall be ACO Qmax 350 with Ductile Iron Q-Flow top as manufactured by ACO, Inc. or equal approved.

Grates

Grates shall be factory fitted to MDPE bodies to provide a monolithic unit. Water intake area per 2 meter unit will be 58.20 in² (37,550 mm²)

Catch Basin

See appropriate spec info for catch basin information.

Installation

The trench drain system shall be installed in accordance with the manufacturer's installation instructions and recommendations.

Materials

The trench system bodies shall be manufactured from medium density polyethylene with:

- Compressive strength: 8,450 psi
- Flexural strength: 2,224 psi
- Water absorption 0.31%

The nominal clear opening shall be 13.78" (350 mm) with unit overall width of 15.28" (388 mm). Units shall be manufactured with a neutral invert of 21.65" (550 mm). Each unit will feature a full radius in the channel bottom and a male to female interconnecting end profile, a rubber seal shall be fitted to the bell end of the channel unit. Units shall have molded anchoring features on the outside wall to ensure maximum mechanical bond to the surrounding bedding material and pavement surface.




EN1433 Load Class F
202,328 lbs – 4,177 psi

ACO, Inc.

© January 2026 ACO, Inc.

All reasonable care has been taken in compiling the information in this document. All recommendations and suggestions on the use of ACO products are made without guarantee since the conditions of use are beyond the control of the company. It is the customer's responsibility to ensure that each product is fit for its intended purpose and that the actual conditions of use are suitable. ACO, Inc. reserves the right to change products and specifications without notice.



info@acousa.com
www.acousa.com

